

# UNIVERSITY OF UTAH FAST FACTS

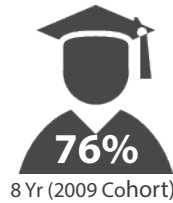
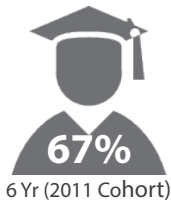
## Student Enrollment (Fall 2017 Census - Utah Campus)

	Headcount	Male	Female	Full-time	Resident
Undergraduate Students	24,635	53%	47%	73%	84%
Graduate Students	8,125	54%	46%	76%	67%
Total	32,760	53%	47%	74%	80%
First Time Freshmen	4,119	50%	50%	94%	67%

## Degrees Awarded (July 1, 2016-June 30, 2017)

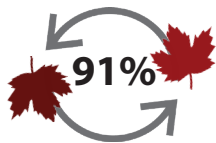
Bachelor's	5,214
Master's	2,140
Doctorate Professional	339
Doctorate Research	451

## Official Graduation Rate



## Percent of Race/Ethnicity by Student Type

	First Time Freshmen	Undergraduate Students	Graduate Students
White	68%	67%	63%
Hispanic/Latino	14%	13%	7%
Nonresident aliens	3%	5%	16%
Asian	7%	7%	5%
Two or more races	6%	5%	3%
Race and/or ethnicity unknown	0%	2%	5%
Black or African American	1%	1%	1%
Native Hawaiian or other Pacific Islander	1%	0%	0%
American Indian or Alaska Native	0%	0%	0%



## Official Retention Fall 2016 to Fall 2017

**16:1**  
STUDENT TO  
FACULTY  
RATIO



More than  
**680**

significant faculty awards  
from National and  
International Societies  
and Governing Councils

## 2017-18 Undergraduate Tuition & Fees [Per Semester, 15 credit hours]

	Tuition	Fees
Resident	\$3,848	\$564

## Faculty Headcount (Fall 2017)

	Full-time	Part-time
Tenure Line	1,502	150
Librarians	54	-
Career Line	1,429	133
Visiting	16	3
Adjunct	72	175

## Staff Headcount (November 2017)

	Full-time	Part-time
Campus	5,138	5,045
School of Medicine	3,374	670
Hospital/Clinics	8,067	1,443

## For the Year Ended June 30, 2017 (\$'s in thousands)

### Sources of Revenue in Support of Operations

Tuition and Fees	327,508
Patient Services	2,192,329
Grants and Contracts	397,813
Sales and Services	900,958
Auxiliaries and Other	333,351
State Appropriations	322,050
Gifts	117,949
Investment Income	97,547

### Value of Endowment Assets

Endowment Value	1,003,450
-----------------	-----------

### Functional Classification of Operating Expenses

Instruction	491,606
Research	343,778
Public Service	803,607
Academic Support	121,276
Student Services	35,918
Institutional Support	83,464
Plant Maintenance	84,488
Student Aid	(300)
Other	144,941
Hospital	1,751,557
Component Units	504,630